

State of the Disability Sector Report

Key Statistics

NDS's centrepiece publication for 2016, the State of the Disability Sector Report, paints a picture of uncertainty about the future for disability service providers in the context of the NDIS and broader reforms. Here are some of the key statistics from the report.



55%

of respondents reported making a profit



20%

broke even

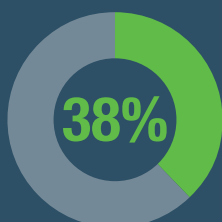
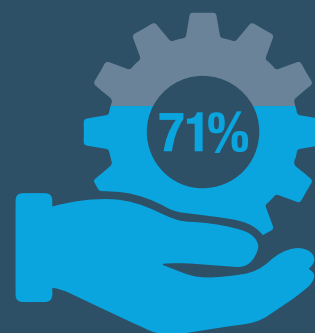


22%

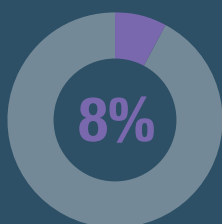
made a loss

71%

of service providers have reported **INCREASED DEMAND** for their services over the last year and 75% expect demand to increase further in 2016-17.



Despite most providers reporting an increase in the range and scope of their services, **38% WERE UNABLE TO KEEP UP WITH DEMAND.**



Only 8% agreed that government is **RESPONDING WELL TO THE NEEDS OF ORGANISATIONS** and just 13% stated the NDIA is working well with providers.

When asked to identify the one thing that would most impact on their capacity to supply services in the next year, by far the highest ranked was **ALIGNING PRICES WITH THE ACTUAL COST OF SUPPLY.**

