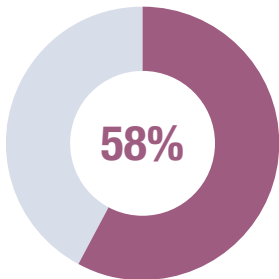



# STATE OF THE DISABILITY SECTOR REPORT 2017

## Key Statistics

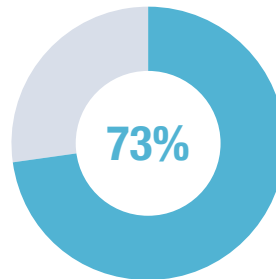
NDS's 2017 State of the Disability Sector Report, which is based on responses from over 500 disability service providers who took part in our Annual Market Survey, paints a picture of a sector under pressure. Here are some of the key findings.




**Only 58%** of disability service providers are **planning to increase their services** in the next 12 months.



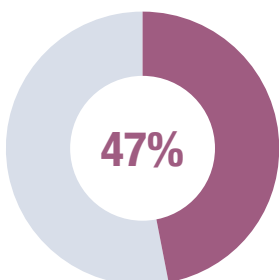
**Only 4 in 10** rate their financial condition as **'strong'** or **'very strong'**, down from 53% last year.



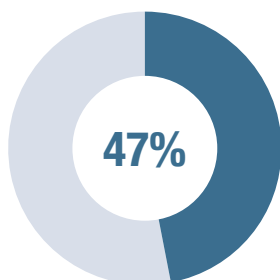
**73%** of disability service providers **saw demand increase** in the last 12 months.



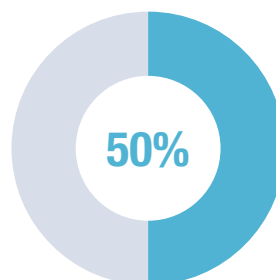
**Only one in 10** disability service providers have **more than sufficient resources** to fund transition or growth.



Growth in demand for disability services continues to outstrip supply. In the last 12 months, **just 47%** of disability service providers **could meet all demand**.



**47%** of disability service providers are planning to **provide services outside the disability sector** next year. Aged care in-home services and mental health services are the top sectors to enter.

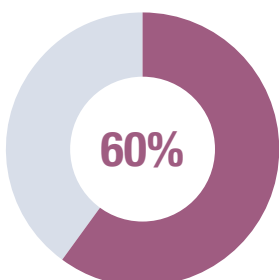


**50%** of disability service providers agree or strongly agree they will have to **reduce the quality of their services** due to NDIS prices.

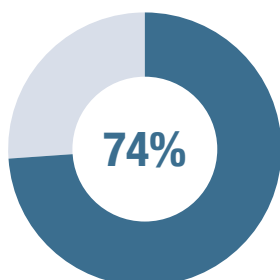


**Disability service providers report their key concerns are:**

1. low NDIS prices
2. the costs of change
3. uncertainty about financial sustainability



**60%** of respondents say they are **worried about their ability to adjust to changes** resulting from the NDIS.



**74%** don't think the government is anticipating or **responding to the needs** of organisations – up from 62% last year.



Average hours worked for disability support workers: **21 hours per week**.



**Casual part-time work** is the biggest employment growth area.